# SETOR CIVIT - 1º ETAPA

N24/N187/N7

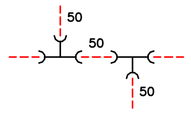


02 T PVC JE BBB DN50

N4/N271/N32/N61/N193/N200/N39/N62/N268

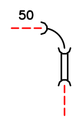


01 LCR PVC JE DN50
01 C PVC JE PB 90° DN50

N6/N272/N31/N30/N262/N42/N41/N40/N186/N188/N191/N93

01 K PVC JE DN50

N5/N8/N12/N13/N9/N22/N25/N38/N33

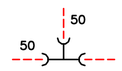


01 T PVC JE BBB DN50

N273/N274/N281/N285/N284

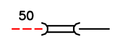


01 LCR PVC JE DN50

N181/N190/N59/N46

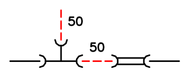


01 T PVC JE BBB DN50
01 LCR PVC JE DN50

N97

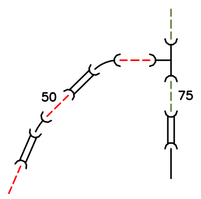


01 T PVC JE BBB DN75X50
02 LCR PVC JE DN50
01 LCR PVC JE DN75
01 C PVC JE PB 22° DN50
01 C PVC JE PB 45° DN50

N90

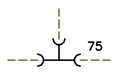


01 T PVC JE BBB DN75

N92

01 K PVC JE DN75

N84

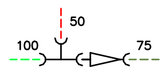


01 T PVC JE BBB DN100x50
01 RD PVC JE PB DN100x75

N83

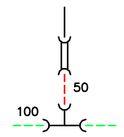


01 T PVC JE BBB DN100x50
01 LCR PVC JE DN50

N76a/N76b

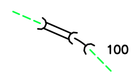


01 LCR PVC JE DN100
01 C PVC JE PB 22° DN100

N91a/N82a

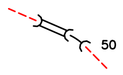


01 LCR PVC JE DN50
01 C PVC JE PB 22° DN50

N82b/N80a/N267

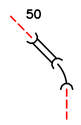


01 LCR PVC JE DN50
01 C PVC JE PB 45° DN50

N81/N96/N189/N23/N45/N26

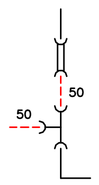


01 T PVC JE BBB DN50
01 LCR PVC JE DN50

N82

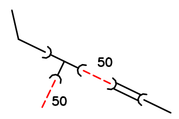


01 T PVC JE BBB DN50
01 LCR PVC JE DN50

N95

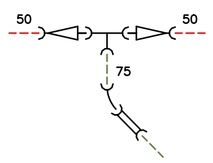


01 T PVC JE BBB DN75x50
01 LCR PVC JE DN75
01 C PVC JE PB 45° DN75
02 RD PVC JE PB DN75x50

N94

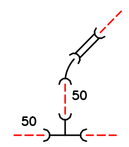


01 T PVC JE BBB DN50
01 LCR PVC JE DN50
01 C PVC JE PB 45° DN50

N80

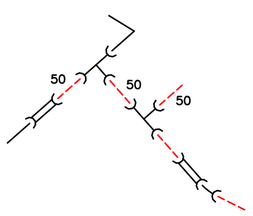


02 T PVC JE BBB DN50
02 LCR PVC JE DN50
01 C PVC JE PB 22° DN50

N91

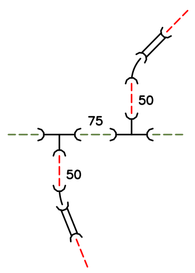


02 T PVC JE BBB DN75x50
02 LCR PVC JE DN50
01 C PVC JE PB 22° DN50
01 C PVC JE PB 45° DN50

N60

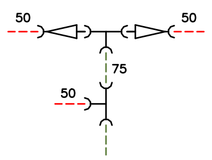


01 T PVC JE BBB DN75
01 T PVC JE BBB DN75x50
02 RD PVC JE PB DN75x50

N57

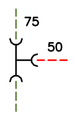


01 T PVC JE BBB DN75x50

N56

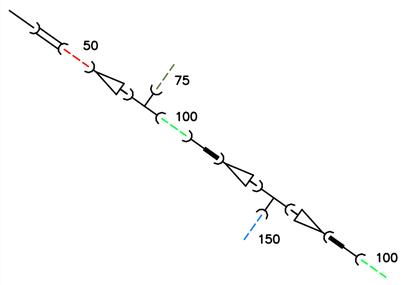


01 T F*F* JE BBB DN150
01 T PVC JE BBB DN100x75
01 LCR PVC JE DN50
01 RD PVC JE PB DN100x50
02 RD F*F* JE PB DN150x100
02 AD PVC JExF*F* BP DN100x100

N52

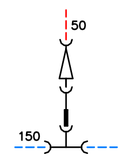


01 T F*F* JE BBB DN150x100
01 RD PVC JE PB DN100x50
01 AD PVC JExF*F* BP DN100x100

LEGENDA

- REDE PROJETADA 1ª ETAPA
- REDE PROJETADA 2ª ETAPA
- DN 50 mm
- DN 75 mm
- DN 100 mm
- DN 150 mm
- DN ≥ 200 mm
- REDE EXISTENTE

LISTA DE MATERIAIS

| DESCRIÇÃO | MATERIAL | DIÂMETRO | QUANTIDADE | UNIDADE |
|---|---|---|---|---|
| TÊ JE BBB | PVC | 50 | 39 | PÇ |
| TÊ JE BBB | PVC | 75 | 6 | PÇ |
| TÊ JE BBB | PVC | 100 | 2 | PÇ |
| TÊ JE BBB | F*F* | 150 | 4 | PÇ |
| | | | | |
| TÊ DE REDUÇÃO JE BBB | PVC | 75x50 | 9 | PÇ |
| TÊ DE REDUÇÃO JE BBB | PVC | 100x50 | 2 | PÇ |
| TÊ DE REDUÇÃO JE BBB | PVC | 100x75 | 1 | PÇ |
| TÊ DE REDUÇÃO JE BBB | F*F* | 150x80 | 1 | PÇ |
| TÊ DE REDUÇÃO JE BBB | F*F* | 150x100 | 2 | PÇ |
| | | | | |
| LUVA DE CORRER JE | PVC | 50 | 54 | PÇ |
| LUVA DE CORRER JE | PVC | 75 | 7 | PÇ |
| LUVA DE CORRER JE | PVC | 100 | 3 | PÇ |
| | | | | |
| CURVA JE PB 22° | PVC | 50 | 7 | PÇ |
| CURVA JE PB 22° | PVC | 75 | 2 | PÇ |
| CURVA JE PB 22° | PVC | 100 | 2 | PÇ |
| | | | | |
| CURVA JE PB 45° | PVC | 50 | 9 | PÇ |
| CURVA JE PB 45° | PVC | 75 | 1 | PÇ |
| CURVA JE PB 45° | PVC | 100 | 1 | PÇ |
| CURVA JE BB 45° | F*F* | 150 | 2 | PÇ |
| | | | | |
| CURVA JE PB 90° | PVC | 50 | 8 | PÇ |
| CURVA JE PB 90° | PVC | 75 | 3 | PÇ |
| | | | | |
| REDUÇÃO JE PB | PVC | 75x50 | 12 | PÇ |
| REDUÇÃO JE PB | PVC | 100x50 | 4 | PÇ |
| REDUÇÃO JE PB | PVC | 100x75 | 2 | PÇ |
| REDUÇÃO JE PB | F*F* | 150x80 | 2 | PÇ |
| REDUÇÃO JE PB | F*F* | 150x100 | 4 | PÇ |
| | | | | |
| ADAPTADOR JE BP | PVCxF*F* | 75x80 | 3 | PÇ |
| ADAPTADOR JE BP | PVCxF*F* | 100x100 | 6 | PÇ |
| | | | | |
| CAP JE | PVC | 50 | 12 | PÇ |
| CAP JE | PVC | 75 | 1 | PÇ |
| | | | | |
| TUBO DE PVC RÍGIDO JE CLASSE 15 COM ANEL DE BORRACHA (ABNT, NBR-5647) | PVC | 50 | 4355 | m |
| TUBO DE PVC RÍGIDO JE CLASSE 15 COM ANEL DE BORRACHA (ABNT, NBR-5647) | PVC | 75 | 922 | m |
| TUBO DE PVC RÍGIDO JE CLASSE 15 COM ANEL DE BORRACHA (ABNT, NBR-5647) | PVC | 100 | 1207 | m |
| TUBO DE PVC RÍGIDO DEF*F* JE – PN 1MPa (ABNT, NBR-7665) | DEF*F* | 150 | 344 | m |

ESTE DESENHO É PROPRIEDADE DA COMPANHIA ESPÍRITO SANTENSE DE SANEAMENTO – CESAN E NÃO PODE SER COPIADO SEM SUA AUTORIZAÇÃO.

| NÚMEROS | TÍTULOS |
|---|---|
| PRINCIPAIS DESENHOS DE REFERÊNCIA | |

| Nº | LOCAL | DISCRIMINAÇÃO | DES. | DIV. | GER. | DATA |
|---|---|---|---|---|---|---|
| 01 | GANEM | ALTERAÇÃO DO MATERIAL DAS REDES DN150 DE F*F* PARA DEF*F* | TATIANA | – | – | MAI/15 |
| 00 | GANEM | EMISSÃO INICIAL | JAQUIELI | – | – | SET/14 |

REVISÃO

CANCELA E SUBSTITUI O DESENHO NÚMERO:

CANCELADO E SUBSTITUÍDO PELO DESENHO NÚMERO:

CENTRO DE DOCUMENTAÇÃO
RECEBIDO: / /
Nº DOC.: ASS.:
APROVAÇÃO CESAN:
ASS.: MATR.:
UNID.: DATA: / /
ESTA APROVAÇÃO NÃO ISENTA A CONTRATADA DE SUAS RESPONSABILIDADES LEGAIS.

EMITENTE: GANEM Engenharia Ltda
PROJETADO: TATIANA GOMES — CREA: 029652/D REGIÃO: ES
COORDENADOR: ANA CLÁUDIA JACOB — CREA: 6668/D REGIÃO: ES
DESENHO: JAQUIELI
DATA: SET/14
Nº DES. PROJETISTA:
RESPONSÁVEL TÉCNICO: JULIO CESAR ALI GANEM
CREA: 24918/D REGIÃO: MG ART Nº: DATA:

EMISSÃO CESAN — DATAS
PROJETADO:
CREA:
DESENHADO:
VERIFICADO:
DIVISÃO: O-DPJ NESTOR ALCIDES GORZA JÚNIOR
GERÊNCIA: O-GPO JOUZE FERRARI V. H. LENTINI

CESAN

MUNICÍPIO: SERRA | DISTRITO: SERRA | BAIRRO: CAPIVARI
NOME DO EMPREENDIMENTO: SISTEMA DE ABASTECIMENTO DE ÁGUA DA GRANDE VITÓRIA
TÍTULO: ANÁLISE OPERACIONAL DO SISTEMA PLANALTO
BAIIRO CAPIVARI – SETOR CIVIT
REDE DE DISTRIBUIÇÃO DE ÁGUA
DETALHAMENTO DE NÓS– 1ª ETAPA

| ESCALA: | FOLHA: | Nº CESAN | REV: |
|---|---|---|---|
| INDICADA | 01/02 | A-035-000-80-5-XX-1253 | 01 |